

Airport to Hotel Detailed Instructions

Marilyn's Journey from O. R. Tambo to the Capital on the Park Hotel

So that people arriving can know what to expect, here is how I did it. It was easy to manage by myself, and I felt safe throughout the entire journey, even though it was my first time in Johannesburg.

If you are nervous, print this out and follow it, step by step. If you are more adventurous, you can just figure it out as you go!

After Passport Control and Baggage Claim, you will exit through some glass doors, and on the right there is a Taxi Information booth (open until 22:00).



Exit from baggage claim through these glass doors

Taxi Booth



Taxi Booth open until 22:00

You can book your taxi here (500 Rand for 1-4 people from O. R. Tambo to the Capital on the Park Hotel, payable by cash or credit card in the taxi at the end of the journey). If you arrive after 22:00, there is another Taxi Information booth open 24 hours (see more details below).

After you pass the Taxi Information booth, exit to the right through some glass doors, and you will enter a large oval Arrival Hall atrium. We hope to have GICS representatives with a sign to greet you here most of the day on 16 January.



Look for a GICS representative here, but we cannot promise there will always be someone here, depending on when you arrive

Immediately to the left as you enter the Arrival Hall are some money exchange options, as well as a Bidvest Bank ATM where I easily obtained some South African Rand.




Straight ahead and slightly to the left as you enter the Arrival Hall is another Taxi Information booth, which is open 24 hours, and where taxis can be booked to the Capital on the Park Hotel (address: 101 Katherine St, Sandown, Sandton, Gauteng, South Africa, 2031, telephone +27 11 290 9700).



Second Taxi Booth,
open 24 hours

You are encouraged to use this taxi service, as it is legitimate and safe, rather than finding a taxi after you exit the airport. There is also Uber in Johannesburg for those who prefer using that service.

Overview of Arrival Hall (Terminal A, international flights):



Escalator to Gautrain


Taxi Booth open 24 hours

Bank and ATM

Exit from Baggage Claim

Of note: If you arrive in Terminal B, turn right as you exit Baggage Claim, and you will reach this main Arrival Hall.


Pass through the Arrival Hall, and to the right you will see a sign for Trains and some escalators.



Take these escalators
up one level



At top of first set of
escalators, walk
straight




Take this second set of
escalators up to Gautrain
Station



Entrance to Gautrain station at top of escalators

At this point you have 3 options to pay for the train:

- If your credit card has a “tap” function (mine and most US credit cards do not), you can “tap in” at the turnstile, and “tap out” as you exit the Sandton Station
- You can buy a ticket at a kiosk using a credit card (though it says a PIN is needed, it happily accepted my credit card without a PIN)
- You can buy your ticket from the Teller, using cash or credit card



“Tap in” at turnstile

Kiosk

Teller


Once you go through the turnstile, keep your ticket; you will need it to exit at the Sandton Station.

After the turnstiles, walk straight ahead until you see the platforms on your left. All the trains go to Sandton Station, so you cannot get on the wrong train! The Gautrain

is open 05:00 to 21:00. If you arrive after 21:00, you will need to take a taxi to the hotel (see above).



The train takes only about 15 minutes to get from O. R. Tambo to the Sandton Station. When you get off the train, you will go up a series of 3 or 4 escalators, at which point you will exit the turnstiles. Then go up 1 more escalator until you are on the street level, facing West Street.




View after exiting turnstiles;
go up these escalators to
West Street



View at top of escalators,
facing West Street

Immediately after you get off this escalator, turn right (make a U-turn), and go up 1 more escalator (re-enter the building) until you reach the PT Level.



Exit Gautrain Station on these escalators


Then go up these escalators

When you are on the PT level, turn to the right, and you will be facing a large bus depot, with many public minivan shuttles.



At top of escalators, turn right
and enter bus depot here

The hotel shuttles will park in the area just ahead as you enter the bus depot.



Hotel shuttle buses will park here

The shuttle to the hotel is marked with the company's name (Kwathlano) and looks like this:




We plan to have the bus display the GICS logo to further guide you. Confirm with the driver that the shuttle goes to the Capital on the Park Hotel, as the company runs shuttles to other hotels as well. The ride to the hotel takes less than 5 minutes. The shuttle bus schedule can be found on the GICS website (Getting There), but basically it departs the Sandton Station 06:45 to 21:45, hourly except 11:45 and 17:45.

Wow...that sounded complicated...want to walk instead?

If you prefer to walk, then once you exit the Sandton Station and reach street level, turn right, cross Rivonia Street, and walk along West Street for 1 short block (slightly downhill), then turn left onto Katherine Street, and walk another longer block to reach the hotel. The walk took me less than 10 minutes.



Walk along West Street,
crossing Rivonia Street here



Turn left onto Katherine Street

Capital on the Park visible from this corner



Your destination!

The whole journey during daylight hours feels very safe. After dark (~20:00), you should not walk. You are going to feel safer taking a taxi from the airport, or taking the Shuttle bus or an Uber from the Sandton Station to the hotel. There are security guards as you exit from the Sandton Station, so you should feel safe waiting on West Street in front of the station for an Uber. My Uber account worked fine in Johannesburg.

There you have it! I look forward to seeing you all soon in Johannesburg. Safe travels.